

Getting Started with Learning & Conditioning Tutorials

What do I have to do?

First you need to purchase, then register/activate to establish a student account for your school/instructor/course for the Tutorial Textbook, and finally download Learning & Conditioning Tutorial Textbook for installation on your computer.

1. PURCHASE -- Let's Walk Through the Purchase Process:

Go to our purchase page at https://www.ai2inc.com/Store/Store/tutorial_purchase.html

The screenshot shows the (AI)², Inc. website. The header includes navigation links: Home, Store, Products, Downloads, Support, About Us. The main header features the logo (AI)², Inc. and the tagline ARTIFICIALLY INTELLIGENT · ADAPTIVE INSTRUCTION. Below the header is a row of product thumbnails: Psychology: Exploring Behavior, TRAIN TO CODE, CyberRat (Rat in a CyberRat), Learning & Conditioning, W. S. Verplanck's Glossary & Thesaurus of Behavioral Terms, and MediaMatrix: Artificially Adaptive Instruction. A navigation bar below the thumbnails lists: Exploring Behavior, Train To Code, CyberRat, Learning Tutorials, and Glossary/Thesaurus. The main content area is split into two columns. The left column is titled 'CyberRat's Accompanying Learning & Conditioning Tutorials' and includes a 'Complement CyberRat' section with a video player showing a rat in a box, and a 'with Ray, Belden, & Eckerman's Learning & Conditioning Tutorials' section. The right column is titled 'Ray, Belden, & Eckerman's Learning & Conditioning Tutorials' and contains the following text: 'You are purchasing ONLY THE LEARNING TUTORIALS' Activation Serial Number for Download Only, NOTE: ALLOW 24 HOURS for email delivery of Activation Number to the EMAIL ADDRESS YOU SUPPLY DURING PURCHASE !! Tutorials ONLY NOTE: PURCHASE ONLY if you already have purchased and received a CyberRat activation code! Student Learning & Conditioning Tutorials \$15.00 USD. Below this text are three payment buttons: PayPal (yellow), venmo (blue), and Checkout (dark blue). At the bottom, there are logos for PayPal, VISA, and Mastercard, followed by '+more'.

What are my Purchase Options?

On this purchase page you are given payment options to purchase the Learning & Conditioning Tutorials for \$15.00:

All purchases are processed via the highly secure PayPal service (it allows you to use your credit card, Venmo, or e-check without our company seeing any of your personal card information), and you are NOT required to have a PayPal account to make this purchase.

What Did I Buy and What Happens Next?

Within approximately 24 hours (often much less) of our receipt of your purchase you will receive an e-mail with the subject Learning & Conditioning Tutorials Textbook Activation Number that generally reads as follows:

Thank you for your purchase of the Conditioning and Learning Tutorials-- an internet-enabled adaptive tutoring, self-testing, and mastery certification text. To download and use our custom MediaMatrix delivery software system required to access your textbook, tutoring, and testing services, you MUST register on-line at our following internet address:

<https://www.ai2inc.com/Registration/TXRegistration/TXRegistration.html>

To begin registration at this site, use the following personal Activation Number:

TX000000000

Registering this number and completing our course registration allows your instructor to receive your assignments and testing scores when you complete them. A fully illustrated User Guide for MediaMatrix Textbooks may be downloaded from the following web page:

http://www.ai2inc.com/AIDownloads/AIDownloads/guide_downloads.html

You may download your Tutorial software itself also beginning at:

http://www.ai2inc.com/AIDownloads/download_index.html

From this page, select the OS (windows/mac) specific "Product" download page you need, then select to download the product:

Learning and Conditioning Tutorials TEXTBOOK

Thank you,
sales & information
(AI)², Inc.

<http://www.ai2inc.com>

2. ACTIVATION/REGISTRATION -- How and What Do I Register?

As the activation e-mail message instructs, go to:

<https://www.ai2inc.com/Registration/TXTregistration/TXTregistration.html>

There you will see the following page:

Activation 1

(AI)², Inc.
ARTIFICIALLY INTELLIGENT • ADAPTIVE INSTRUCTION

Psychology: Exploring Behavior

TRAIN TO CODE

CyberRat

Learning & Conditioning

W. S. Verplanck's Glossary & Thesaurus of Behavioral Terms

MediaMatrix: Artificially Intelligent Adaptive Instruction

Activation Site For:

Learning & Conditioning
Ray, Belden, & Eckermans CyberRat Companion
Learning & Conditioning Tutorials

Psychology: Exploring Behavior
Kasschau's
Psychology Exploring Behavior

(AI)², Inc.
Artificially Intelligent and Adaptive Instructional Internet Textbook, Tutorial, and Testing Services for Psychology

This web-site is where you register the activation/PIN number that you have purchased either on-line or from your local College or University bookstore. Registration of your unique **Proof-of-Purchase activation/PIN number**, which was e-mailed to you is required to receive services from (AI)², Inc.

These services include downloads of your required software, online adaptive tutorial services, online self-assessment services for each topic requested, and online chapter-level content-mastery certification testing. The largest obtained certification test score for each chapter is reported to your instructor by (AI)² for use in determining the grade you earn in your course.

[Click HERE to Begin](#)

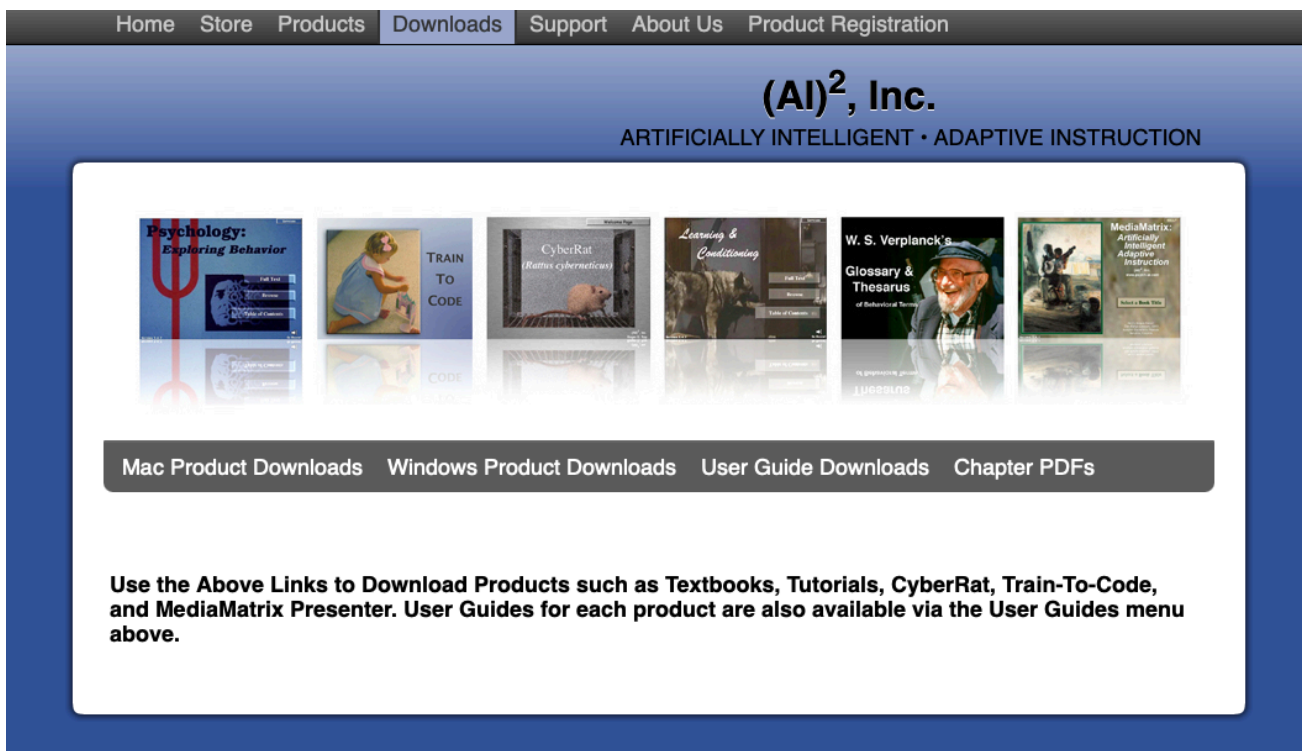
The CLICK HERE at the bottom of this page agreeing to our Terms of Use starts the registration process. First, you will be asked to enter your Activation/Serial number....type it in and click Send Information.

Next, you need to create a LOGIN ID number (your university ID or other easy to remember combination) that will be used as a LOGIN ID every time you start using the Tutorials Textbook.

The remainder of the registration process should be self-explanatory as you go through it...you are essentially signing up for the instructor, school, course, section that requires use of the Tutorials Textbook. This assures the right instructor gets your data when you complete the required testing!

3. DOWNLOAD Learning & Conditioning Tutorial software -- Let's walk through the Download process:

Begin at <https://www.ai2inc.com> where, among the tab menu items at the top of this page is the Downloads tab, click on this menu item to access the (AI)², Inc. program installers and product User Guides:



Home Store Products Downloads Support About Us Product Registration

(AI)², Inc.
ARTIFICIALLY INTELLIGENT • ADAPTIVE INSTRUCTION

Psychology: Exploring Behavior TRAIN TO CODE CyberRat (Rattus cyberneticus) Learning & Conditioning W. S. Verplanck's Glossary & Thesaurus of Behavioral Terms MediaMatrix: Artificially Intelligent Adaptive Instruction

Mac Product Downloads Windows Product Downloads User Guide Downloads Chapter PDFs

Use the Above Links to Download Products such as Textbooks, Tutorials, CyberRat, Train-To-Code, and MediaMatrix Presenter. User Guides for each product are also available via the User Guides menu above.


When you get to the Downloads main page, there are options to go to the Mac Products Downloads or the Windows Downloads Page. After selecting the Product type that matches your computer's Operating System (Mac/Windows), you will see a list of product download options. Select Learning & Conditioning Tutorial Textbook to download and install, as illustrated below:



This page has Installation Instructions in the left margin window.

Downloads are self-installing packages. **Windows OS** users are downloading an **.exe file** that installs a folder called **Textbook** on your default installation drive (usually your :C drive). After installation, look for this folder called **Textbook** and keep the **Textbook** application in this folder for proper use.

Mac OS users are downloading a **DMG image** that shows as a disk. The entire **Textbook** folder must be copied from the DMG window onto your HD and the **Textbook** application must remain inside this folder for proper use.



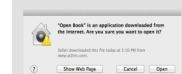
Installation Instructions

Downloads are self-installing DMG packages.

Mac OS-X users are downloading a **DMG image** that shows as a disk after you double click the DMG file. In the window that will open, drag **CyberRat.app** from the left side of the window to the applications folder to the right to install it. After it's done, discard (drag to the trash) both DMG file and the virtual disk it creates, go to your applications folder, find CyberRat and double click CyberRat to launch it.

ATTENTION:

A while ago, Apple added a new feature called **Gatekeeper** to **Mac OS**. This security feature prevents unknown applications from running on a user's system by default. Users running one of these OS versions may receive a message stating that the application you have downloaded is from an unknown developer or may ask to contact developer to update software. This is because by default, Gatekeeper will only allow applications from **App Store** and developers identified through the Apple Developer Program to run.



We do not sell our software via the App Store, but we are members of Apple developer program and all of our applications are code signed and notarized with Apple and should open without gatekeeper warning.

However, if for whatever reason you will receive such warning, either while trying to open DMG or while trying to



CyberRat for users with Mac OS X

- [CyberRat](#): Download CyberRat for Macs running 10.9.x (Mavericks) and later **DMG Installer**

NOTE: Instructions for Installing the CyberRat dmg package



- [Learning & Conditioning Tutorials TEXTBOOK](#): Download Textbook for Macs **DMG Installer**

NOTE: Instructions for Installing the Tutorials TextBook dmg package (MediaMatrix Delivery System for all our textbooks, including Learning & Conditioning Tutorials for users with Mac OS -- Your subsequent registration defines which textbook you are served from our servers.)



- [Train-To-Code](#): Download for Macs **DMG Installer**

NOTE: Instructions for Installing from a dmg package

Tech Support

Our support page is at:

https://www.ai2inc.com/Support/support_index.html

Several items on that page are answers to our most frequently asked questions. For all other help, you may email us at: sales@ai2inc.com